



Financial Management
Services, Inc.

Financial Dashboard

Monday, June 20, 2011

FMS Financial Dashboard

FMS Company Profile

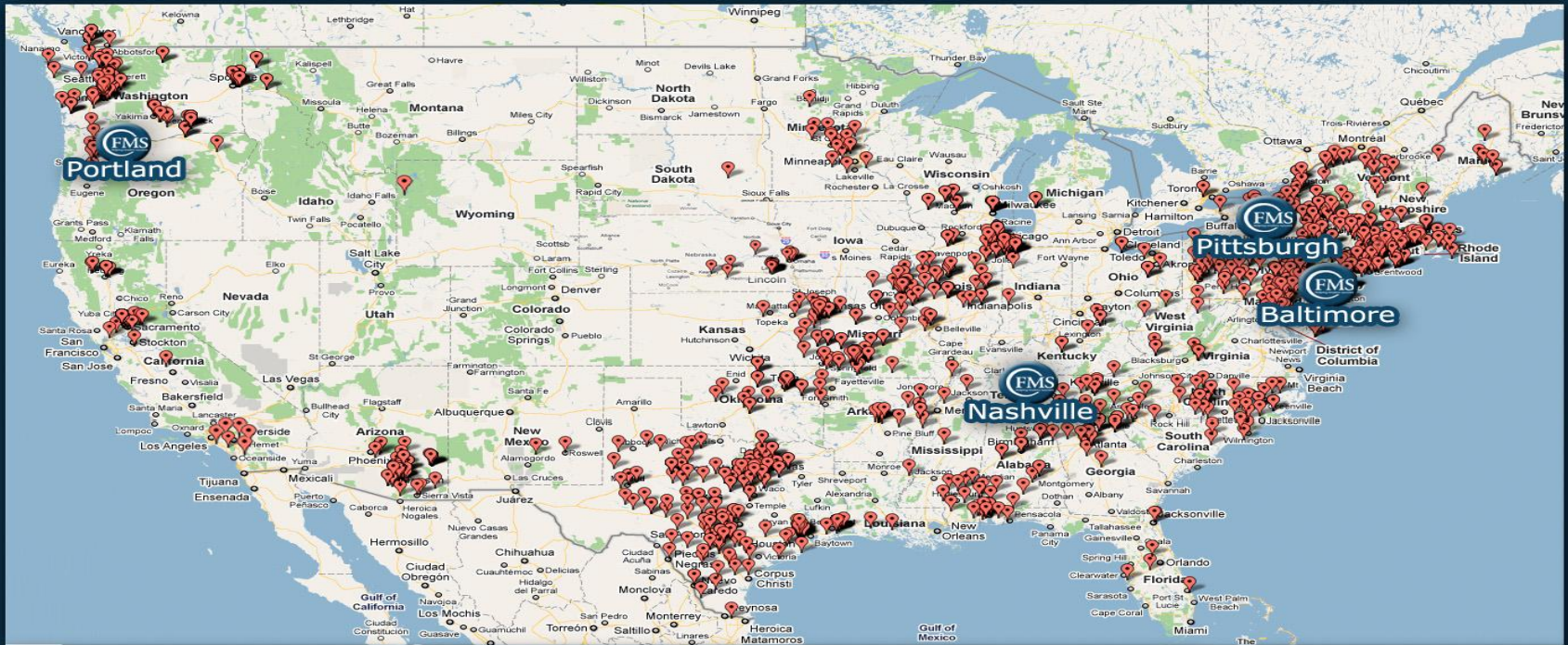
- IBM Systemi platform
- Software Applications:
 - General Ledger
 - Accounts Payable
 - Accounts Receivable
 - Check Reconciliation
 - Payroll
 - Human Resources
 - Billback Cost Recovery
- Developed in 2E
- Rocket Seagull's GUI Java Client



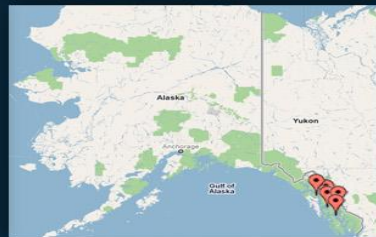
FMS Financial Dashboard



2011 CUSTOMER MAP



BAHAMAS



ALASKA



HAWAII



CARIBBEAN

FMS Financial Dashboard

Dashboard Business Case

- Ease of use
- Accessibility
- Automation
- Multiple levels of financial detail
- Multi-user functionality
- Risks

FMS Financial Dashboard

Dashboard Business Case

- Legacy 5250

C - SUPPORT

File Edit View Communication Actions Window Help

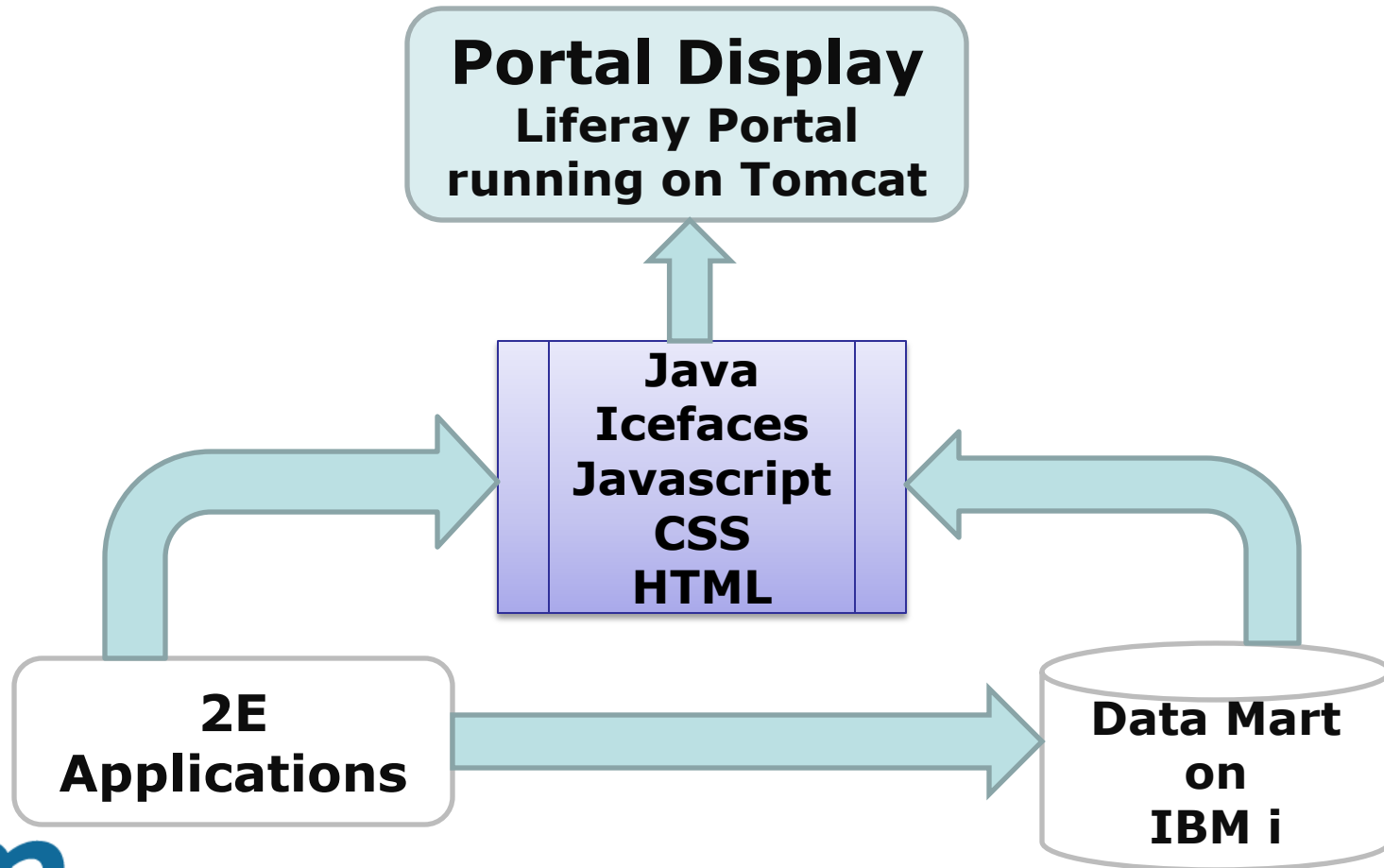
FMYQDFK FMSLVL2BF FMS 6/01/11
 00.00.01 QPADEV002G Display Extracted Data 9:46:55
 Report PROFITLOSS Totals For ELKRIDGE STORE Page Number 1

	CURRENT PERIOD	%	LAST YEAR SAME PD	%
GROCERY DEPARTMENT				
GROSS PROFIT	(\$6,193)	0.00%	\$0	0.00%
GROCERY COST OF SALES	\$6,193	0.00%	\$0	0.00%
GROCERY SALARIES	\$2,448	0.00%	\$2,040	0.00%
CONTRIBUTION MARGIN	(\$8,641)	0.00%	(\$2,040)	0.00%
LABOR - HOURS	\$162		\$135	
SALES PER LABOR HOUR	\$0		\$0	
AVG WAGE PER HOUR	\$15		\$15	
MEAT DEPARTMENT				
GROSS PROFIT	\$0	0.00%	\$0	0.00%
MEAT SALES	\$0	0.00%	\$0	0.00%
CONTRIBUTION MARGIN	\$0	0.00%	\$0	0.00%
SALES PER LABOR HOUR	\$0	0.00%	\$0	0.00%
AVG WAGE PER HOUR	\$0	0.00%	\$0	0.00%

F3=Exit F17=Left 1 Col F20=Right 1 Col F21=Page Back F24=Page Forward
 (C) Copyright FMS Systems (Focus 2000). 1994 - 2002

MW C MW 01/001
 1902 - Session successfully started \\FMSCORPORATE\Appsprt2 on IP_10.147.210

FMS Financial Dashboard



FMS Financial Dashboard

Architecture Overview

- 2E Application
 - Primary GL written in 2E
 - Report extraction engine
 - Legacy Reporting
 - Datamart extraction
 - Complex data retrieval
 - Build in user level security
 - Environment Level security

Architecture Overview

- Data Mart
 - Extraction engine builds files based on report definitions.
 - Stores formatting data per report.
 - Allows for different types of report display
 - Flat Report
 - Multiple tabs
 - Expand and contract

FMS Financial Dashboard

Architecture Overview

- SRW
 - Extracts and calculates values
 - Creates files with value per cell
- Dashboard Extraction
 - SRW is complex so we did not want to modify logic.
 - Reads cell values created in SRW
 - Creates files to display column and row
 - Created files to control formatting of cells

Java Portal Display

- Icefaces
 - Ajax capabilities
 - Interprets configuration tables for display options
- Some Java calls Synon external functions.
 - Retrieve data for complex situations
 - Generate XML file for Excel

FMS Financial Dashboard

Any Questions?